

The System

The CSM Series are “system packages” comprised of stage monitor loud speakers, proprietary digital processing & high power amplifiers in a tightly integrated design that offers the highest output to size ratio of any premium brand stage monitor on the market to date. Combining elegant industrial design with “state of the art” driver & waveguide technology, these very low profile wedges embody all the contemporary desired attributes asked for by today’s most demanding monitor engineers. This level of performance is only possible by the specific application of very sophisticated and carefully tailored QSC digital signal processing, combined with exact high power amplification. We believe that the results speak for themselves.

The Processing and Horsepower

The processing algorithms developed for CSM go way beyond simple crossovers and equalization. Processing has been designed to allow the monitors to play at extremely high levels while eliminating the artifacts that could cause a system to exhibit harshness, breakup or lack of clarity. You will be astonished at how well a vocal can sit on top of an instrument mix, even when the system is pushed to its limits.

In order to achieve this feat, the Concert Stage Monitors require abundant, clean power resulting in enormous dynamic headroom. PL3 series amplifiers fill this bill perfectly.

The Loudspeakers

Selectable Coverage Pattern

CSM monitors utilize a selectable pattern control “shutter” system that enables the user to limit the amount of sonic energy spilling over into the audience, while increasing its upstage coverage angle. By opening the shutter, the vertical coverage is converted to an asymmetrical pattern of +45° and -75° off axis, while maintaining a nominal 50° pattern in the horizontal.

Internal Angle Adjusters

In addition to the generous upstage coverage of the CSM waveguide – special integral hardware provides up to an additional 15° (in 1° increments) of angle to the enclosure to gain a more extreme upstage coverage.

Hidden and Protected Connectors

One of the problematic conditions that have long plagued most stage monitor designs is the location of the input and output speaker connections. If they are located on the sides, they can often be in the way when placing multiple monitors side by side. If they get mounted on the down-stage side (facing the audience), they tend to become unsightly and cluttered in view from the audience. If they are placed on the up-stage side (facing the musician), they tend to wind up under the performers feet and often get damaged or broken during performances.

QSC CSM monitors utilize a unique recessed connector pocket mounted on the bottom side of the enclosure, that with the use of its four corner rubber feet, enable the user to dress the cables in any direction needed (360°), while fully protecting the cable end connectors from damage or sight issues.



Features

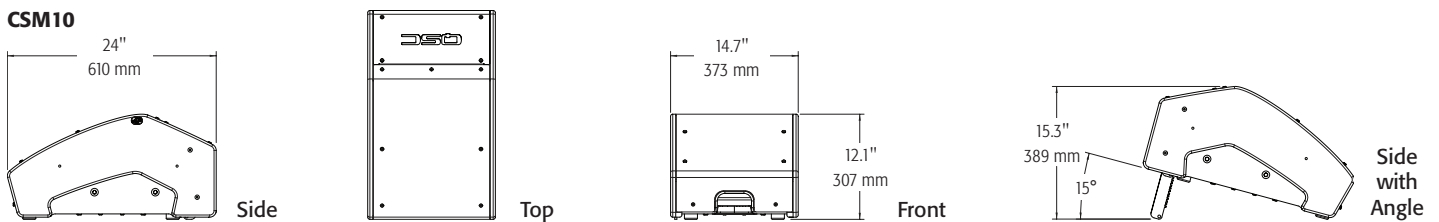
- 2-way low-profile stage monitors
- High output and high power handling capacity
- 4" voice coil woofer on CSM12 and CSM15
- 3" voice coil woofer on CSM10
- 3" diaphragm, 1.4" exit neodymium compression driver
- Intrinsic Correction™ digital tunings via QSControl.net™
- Active or passive operation (bi-amp or mono full-range)
- Selectable coverage pattern: 150° H by 50° V in multi-purpose mode or 50° H by 120° V (+45°, -75°) in wedge mode
- Integral angle adjustment hardware
- Multi-purpose capability via optional yoke / pole mount hardware
- Protected and hidden connector panel on bottom of wedge
- Heavy-duty grille, that can withstand up to 250 lb of weight

CSM Series

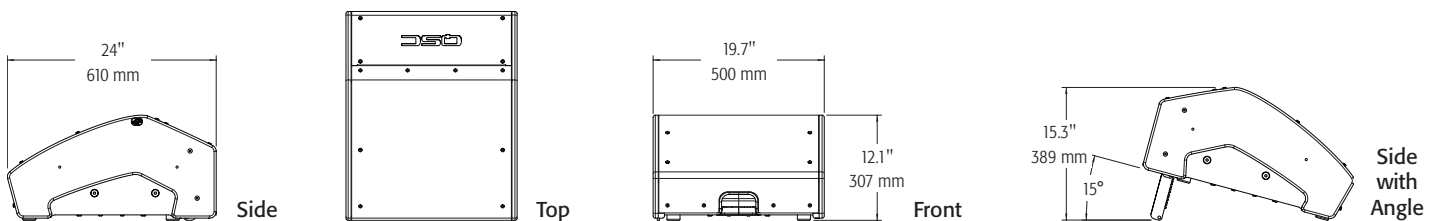
Specifications | Dimensions

	CSM10	CSM12	CSM15
Configuration	2-way wedge	2-way wedge	2-way wedge
Transducers			
Low-frequency	10" / 3" voice coil woofer	12" / 4" voice coil woofer	15" / 4" voice coil woofer
High-frequency	3" diaphragm / 1.4 exit	3" diaphragm / 1.4 exit	3" diaphragm / 1.4 exit
Frequency Response (± 3 dB)	80 Hz – 20 kHz	65 Hz – 20 kHz	55 Hz – 20 kHz
Frequency Range (-10 dB)	70 Hz – 20 kHz	55 Hz – 20 kHz	45 Hz – 20 kHz
Nominal Coverage (-6 dB)			
Wedge	50° H x +45°/-75° V	50° H x +45°/-75° V	50° H x +45°/-75° V
Multipurpose	150° H x 50° V	150° H x 50° V	150° H x 50° V
Power Handling (Continuous)			
Passive	450W	550W	650W
Low-frequency	450W	550W	650W
High-frequency	110W	110W	110W
Sensitivity (SPL 1 W at 1 m)			
Passive	95 dB	96.5 dB	98 dB
Low-frequency	95 dB	96.5 dB	98 dB
High-frequency	108 dB	108 dB	108 dB
Max Calculated Output (SPL at 1 m)			
Passive	128 dB	130 dB	131.5 dB
Low-frequency	128 dB	130 dB	131.5 dB
High-frequency	134.5 dB	134.5 dB	134.5 dB
Cabinet Type	Ported wedge	Ported wedge	Ported wedge
Enclosure	15 mm Birch plywood	15 mm Birch plywood	15 mm Birch plywood
Grille	Heavy-duty, powder coated steel	Heavy-duty, powder coated steel	Heavy-duty, powder coated steel
Dimensions (HWD)	12.1" x 14.7" x 24" (307 mm x 373 mm x 610 mm)	12.1" x 19.7" x 24" (307 mm x 500 mm x 610 mm)	13.1" x 21.7" x 26.1" (333 mm x 551 mm x 663 mm)
Weight (Net)	60 lb / 27.2 kg	79 lb / 35.8 kg	89 lb / 40.3 kg
Optional Attachment	Yoke / pole mount	Yoke / pole mount	Yoke / pole mount

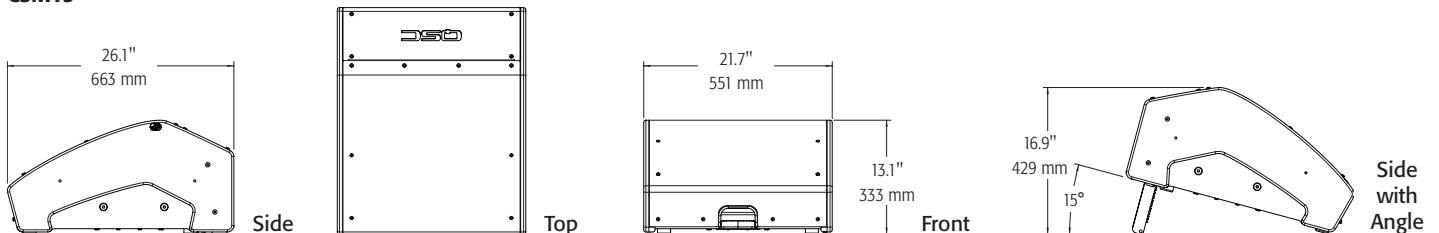
CSM10



CSM12



CSM15



Specifications subject to change without notice.

© 2009 QSC Audio Products, LLC. All rights reserved. QSC, the QSC logo, and QSCControl.net are registered trademarks of QSC Audio Products, LLC in the U.S. Patent and Trademark office and other countries. Intrinsic Correction is a trademark of QSC Audio Products, LLC. All other trademarks are the property of their respective owners. Patents may apply or be pending.

1675 MacArthur Boulevard • Costa Mesa, CA 92626 • Ph: 800/854-4079 or 714/957-7100 • Fax: 714/754-6174

CSM Series Spec Sheet - 07/21/09

QSC
qscaudio.com